

Website Page Impressions

insidethegames.biz gets a visitor every 1 second

During major events in the Olympic calendar we see record figures

During August 2021, our coverage of Tokyo 2020 saw **14,814,363** page impressions

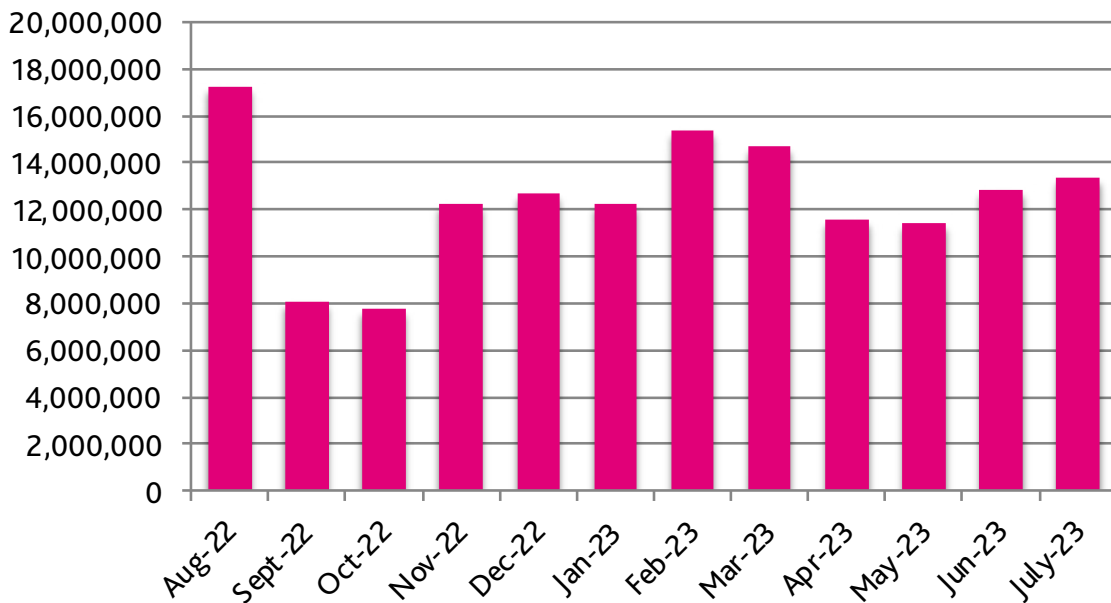
During February 2022, our coverage of Beijing 2022 saw **16,129,609** page impressions.

During July 2021 our coverage of Tokyo 2020 saw **21,691,050** page impressions.

¹ "We enjoy 5 x the traffic of our nearest competitor website"

In total during **Tokyo 2020** we saw **45,956,302** page impressions.

Website impressions/page views per month



July 2023 = **13,336,985**

June 2023 = **12,863,459**

May 2023 = **11,386,079**

Website Unique Visitors

Over **1/2 million** unique visitors read insidethegames.biz every month

During major events in the Olympic calendar we see record figures

During August 2021, our coverage of Tokyo 2020 saw **1,701,036** unique visitors.

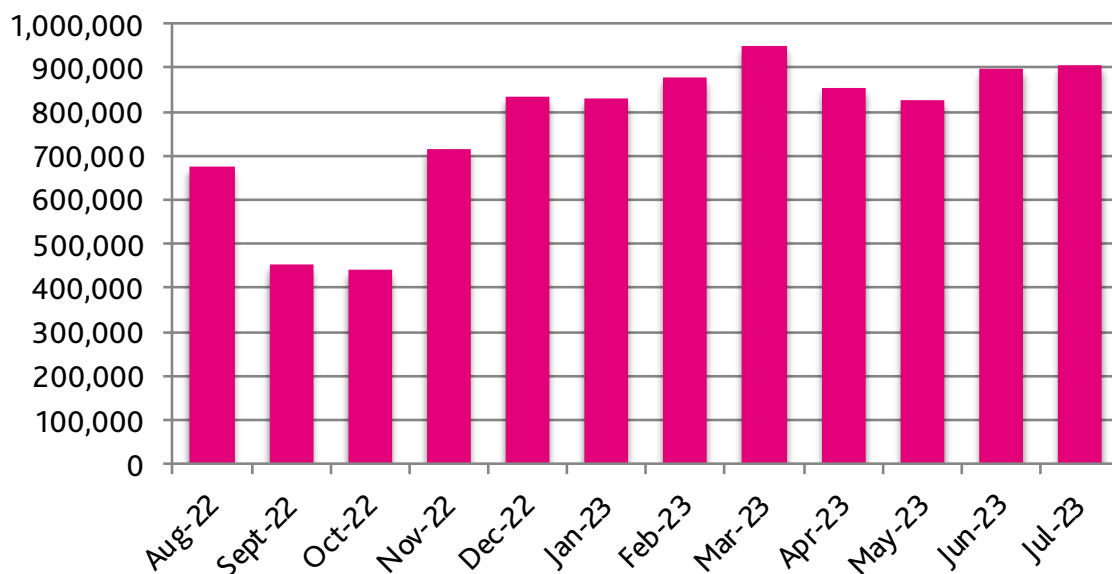
During February 2022, our coverage of Beijing 2022 saw **1,517,776** unique visitors.

During July 2021 our coverage of Tokyo 2020 saw **2,456,128** unique visitors.

In total during **Tokyo 2020** we saw **4,938,037** unique visitors.

Peaks are also seen when we publish a "Live Blog"

Unique visitors per month

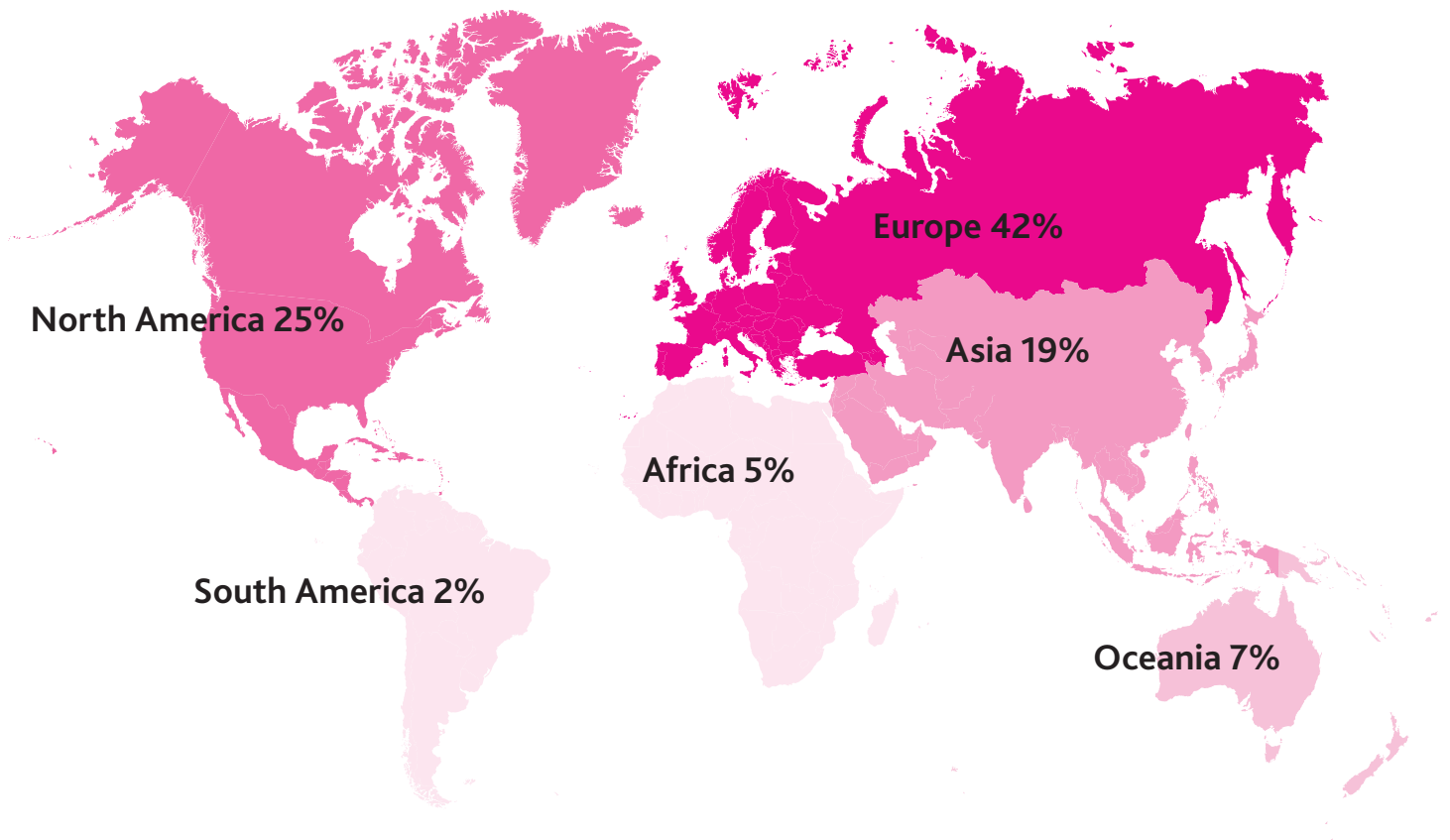


July 2023 = **904,005**

June 2023 = **897,167**

May 2023 = **825,725**

insidethegames.biz visitors by continent for July 2023



The Location Report. This map provides a world-wide breakdown of which continents people visit [insidethegames.biz](https://www.insidethegames.biz) from.

What is the daily email e-alert?

It is an email containing links to the day's news stories and blogs, plus polls and advertisements

It is sent to over **25,000 subscribers**, **365 days a year**, to **245 countries and territories**

It arrives in our subscribers' email inbox every day - like their daily Olympics politics broadsheet newspaper landing on their door-mat

Readers click-through to the stories they are interested in reading on **insidethegames.biz**

We enjoy an excellent above average open-rate on our newsletters:-

Daily e-alert	55%
Weekly Editor's Choice.....	47%
Do You Know	44%
Taekwondo	44%

Social networking statistics

at 1st August 2023

 Total **Facebook** followers: **43,807**

 Total **Twitter** followers: **41,738**

 Total **LinkedIn** members: **4,315**



Most-followed media organisation in the World
2016, 2017, 2018 & 2019 Olympic Rankings

For **FOUR YEARS RUNNING**, **insidethegames.biz** was named the **most-followed media organisation in the world** in the BCW Sport Olympic Rankings.

insidethegames.biz ranked **higher** than publications such as America's NBC, the UK's BBC, Canada's CBC and ESPN.