

Website Page Impressions

insidethegames.biz gets a visitor every 1.4 seconds

During major events in the Olympic calendar we see record figures

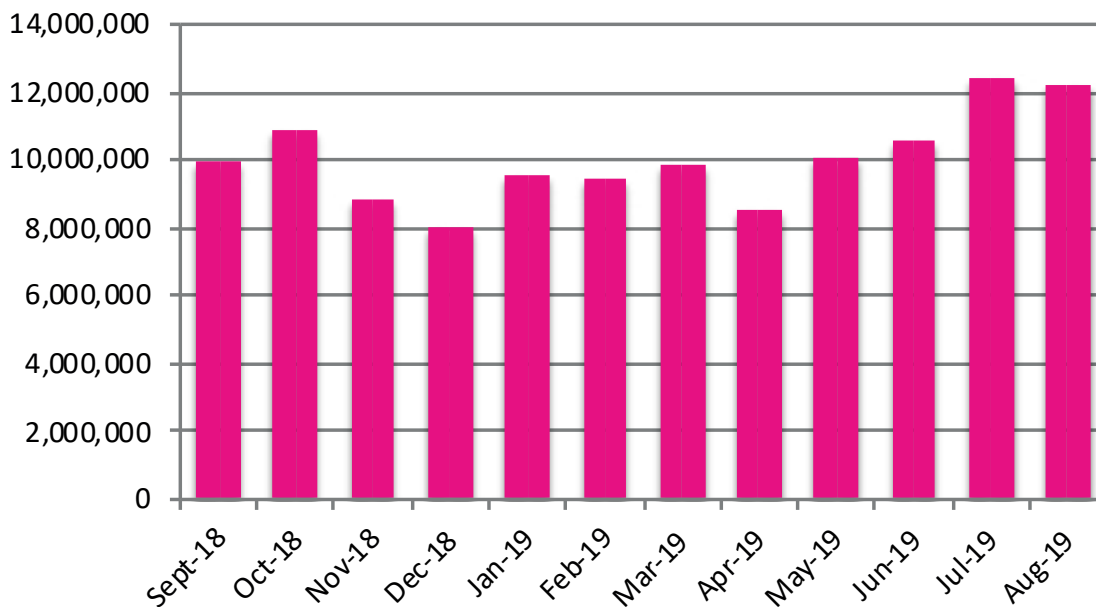
During August 2018, our coverage of the Jakarta Palembang Asian Games saw **19,597,555 page impressions.**

During February 2018, our coverage of the Pyeongchang 2018 Olympics saw **14,332,052 page impressions.**

¹ "We enjoy 5 x the traffic of our nearest competitor website"

Average monthly page impressions in the past 12 months = **10,033,264**

Website impressions/page views per month



Aug 2019 = **12,173,662**

July 2019 = **12,373,151**

Jun 2019 = **10,611,623**

Website Unique Visitors

Over **1/2 a million** unique visitors read insidethegames.biz every month

During major events in the Olympic calendar we see record figures

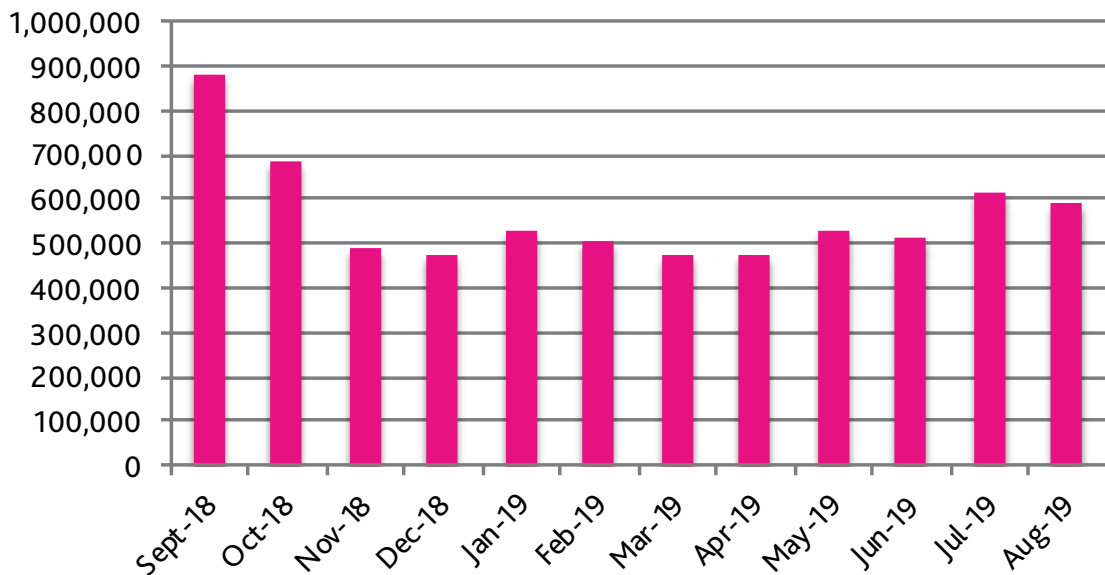
During August 2018, our coverage of the Jakarta Palembang Asian Games saw **1,708,436 unique visitors.**

During February 2018, our coverage of the Pyeongchang 2018 Olympics saw **876,772 unique visitors.**

Average monthly unique visitors in the past 12 months = **563,358**

Peaks are also seen when we publish a "Live Blog"

Unique visitors per month

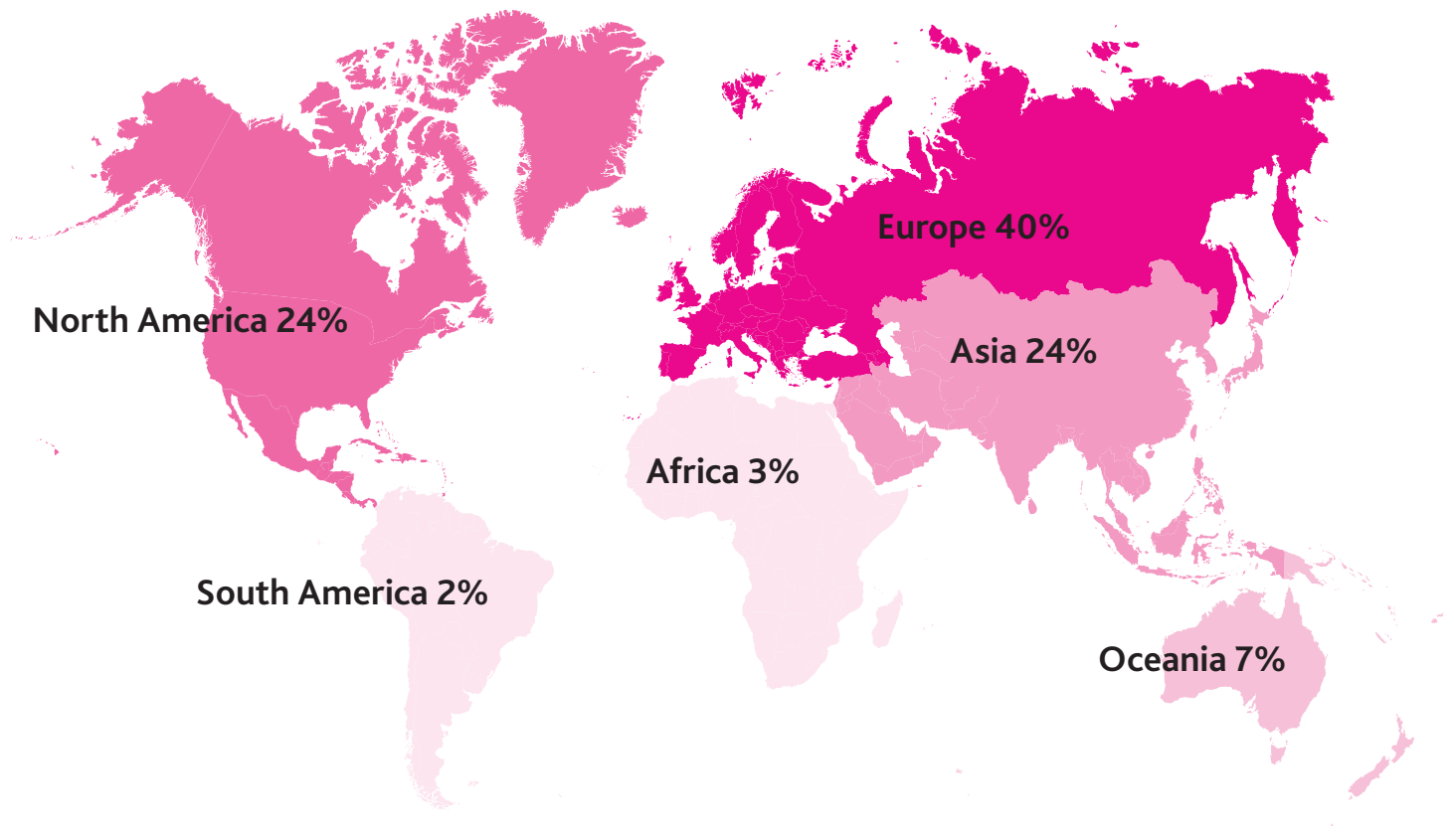


Aug 2019 = **529,077**

July 2019 = **613,713**

Jun 2019 = **509,930**

insidethegames.biz visitors by continent for Aug 2019



The Location Report. This map provides a world-wide breakdown of which continents people visit **insidethegames.biz** from.

inside

the
games

The inside track on world sport

What is the daily email e-alert?

It is an email containing links to the day's news stories and blogs, plus polls and advertisements

It is sent to over **25,000 subscribers**, **365 days a year**, to **230 countries and territories**

It arrives in our subscribers' email inbox every day - like their daily Olympics politics broadsheet newspaper landing on their door-mat

Readers click-through to the stories they are interested in reading on **insidethegames.biz**

We enjoy an excellent above average open-rate on our daily e-alert of **40%**

Social networking statistics

at 1st Sept 2019

 Total Facebook likes: **34,932**

 Total Twitter followers: **28,800**

 Total LinkedIn members: **2,819**



Most-followed media organisation in the World

2016, 2017 & 2018 Olympic Rankings

For three consecutive years, **insidethegames.biz** has been named the **most-followed media organisation** in the **world** in the Olympic Rankings, issued by Burson Cohn & Wolfe in Lausanne, Switzerland.

insidethegames.biz ranked **higher** than publications such as America's NBC, the UK's BBC, Canada's CBC and ESPN.