

Website Page Impressions

insidethegames.biz gets a visitor every 1.4 seconds

During major events in the Olympic calendar we see record figures

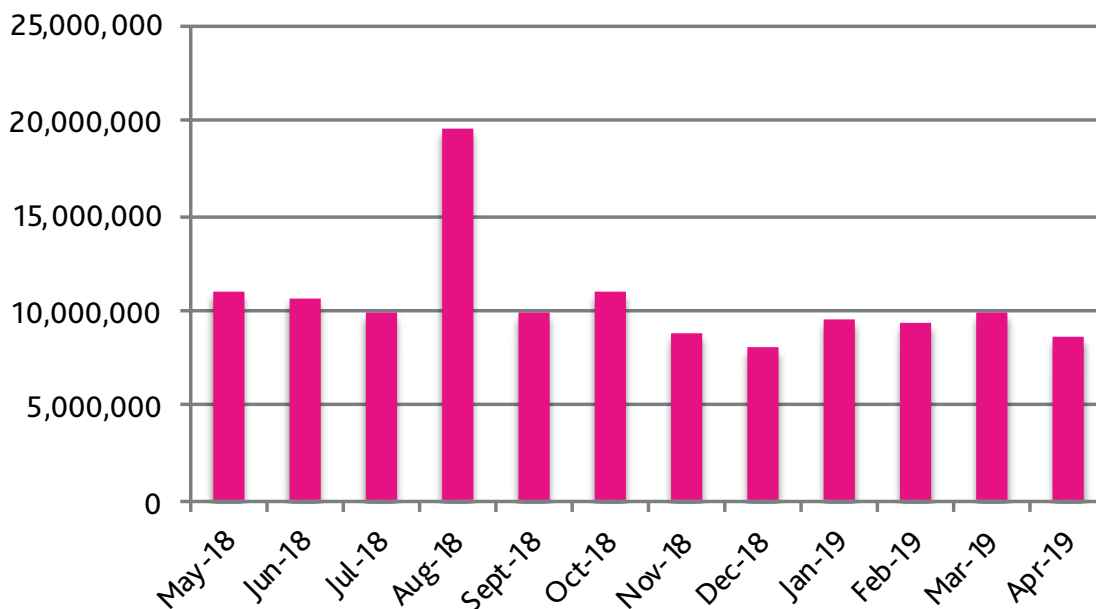
During August 2018, our coverage of the Jakarta Palembang Asian Games saw **19,597,555 page impressions.**

During February 2018, our coverage of the Pyeongchang 2018 Olympics saw **14,332,052 page impressions.**

¹ "We enjoy 5 x the traffic of our nearest competitor website"

Average monthly page impressions in the past 12 months = **10,535,916**

Website impressions/page views per month



April 2019 = **8,546,684**

Mar 2019 = **9,848,750**

Feb 2019 = **9,434,449**

Website Unique Visitors

Over **1/2 a million** unique visitors read insidethegames.biz every month

During major events in the Olympic calendar we see record figures

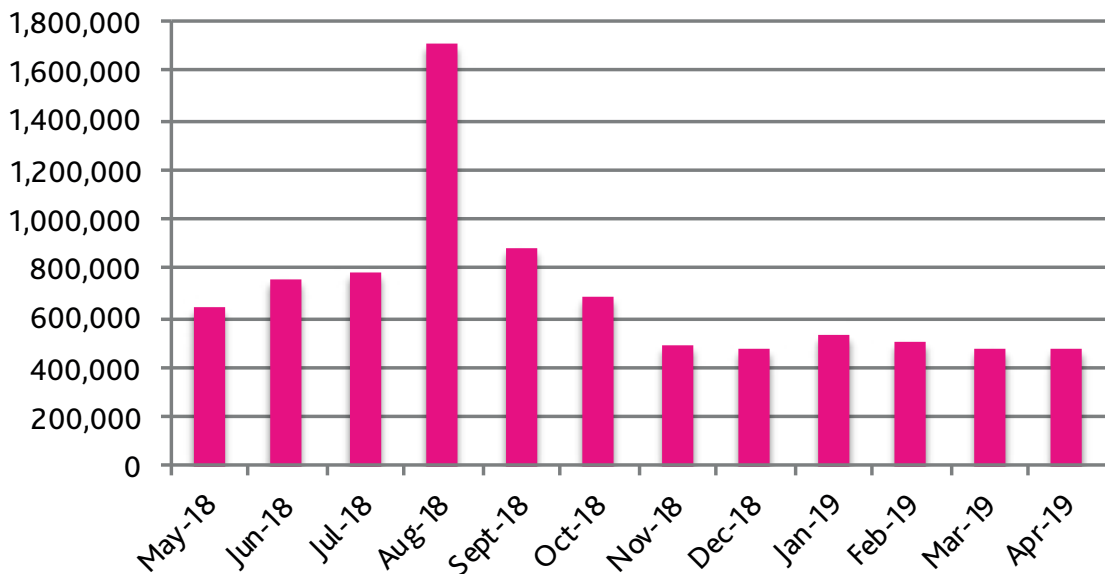
During August 2018, our coverage of the Jakarta Palembang Asian Games saw **1,708,436 unique visitors**.

During February 2018, our coverage of the Pyeongchang 2018 Olympics saw **876,772 unique visitors**.

Average monthly unique visitors in the past 12 months = **700,536**

Peaks are also seen when we publish a "Live Blog"

Unique visitors per month

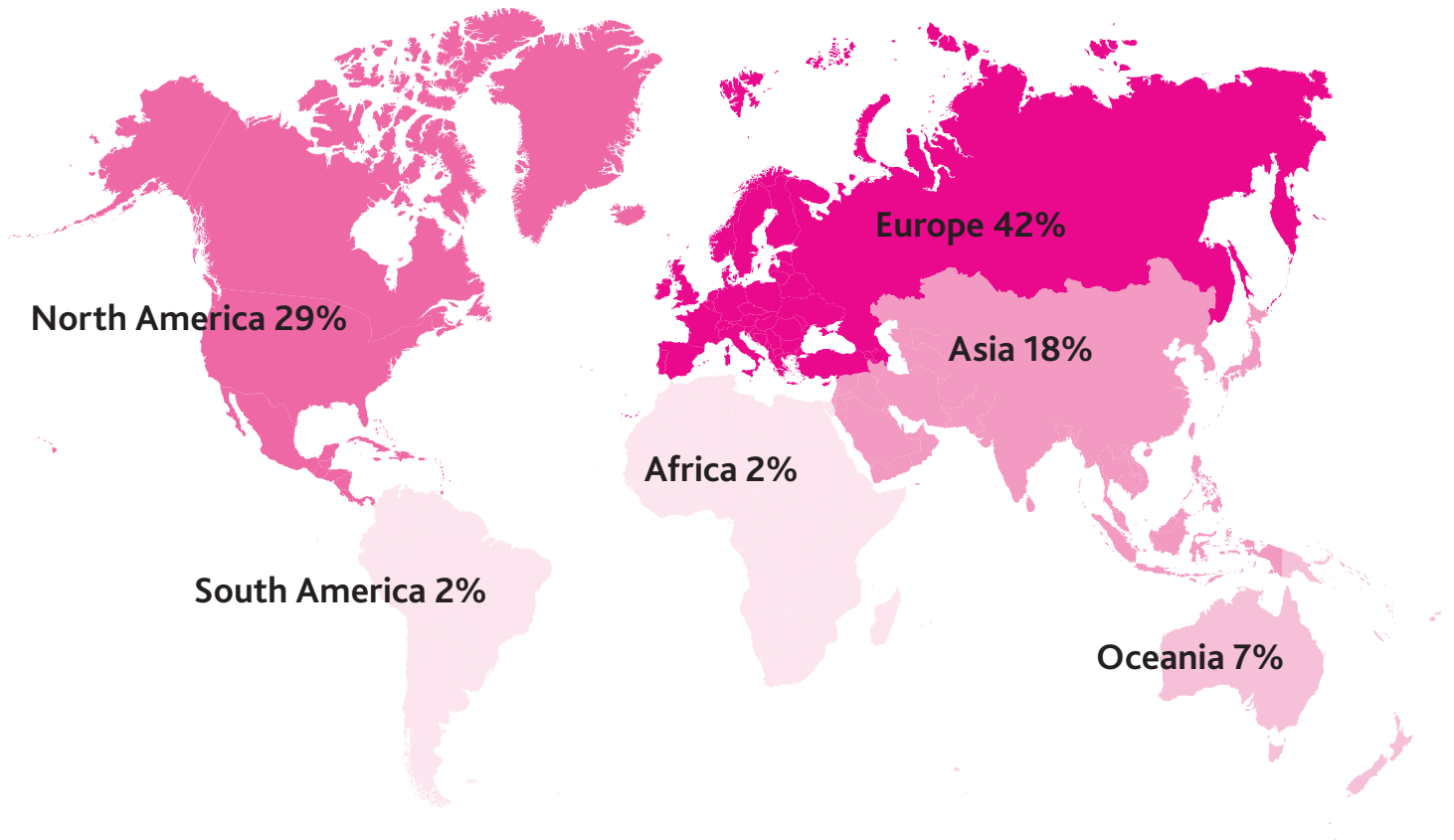


April 2019 = **473,285**

Mar 2019 = **474,356**

Feb 2019 = **505,695**

insidethegames.biz visitors by continent for April 2019



The Location Report. This map provides a world-wide breakdown of which continents people visit [insidethegames.biz](https://www.insidethegames.biz) from.

inside

the
games

The inside track on world sport

What is the daily email e-alert?

It is an email containing links to the day's news stories and blogs, plus polls and advertisements

It is sent to over **25,000 subscribers**, **365 days a year**, to **230 countries and territories**

It arrives in our subscribers' email inbox every day - like their daily Olympics politics broadsheet newspaper landing on their door-mat

Readers click-through to the stories they are interested in reading on **insidethegames.biz**

We enjoy an excellent above average open-rate on our daily e-alert of **41%**

Social networking statistics

at 1st April 2019

 Total **Facebook** likes: **34,732**

 Total **Twitter** followers: **28,400**

 Total **LinkedIn** members: **2,809**



Most-followed media organisation in the World
2016, 2017 & 2018 Olympic Rankings

For three consecutive years, **insidethegames.biz** has been named the **most-followed media organisation** in the **world** in the Olympic Rankings, issued by Burson Cohn & Wolfe in Lausanne, Switzerland.

insidethegames.biz ranked **higher** than publications such as America's NBC, the UK's BBC, Canada's CBC and ESPN.